

Product Guide

User and
Maintenance
Information

IMPORTANT INFORMATION:
Please save this product guide.

Recommended Use

Intended for creative and dramatic play.
Recommended for children ages 3 to 5 years.

⚠ WARNING

- ▲ This product is intended for use by children of immature judgment, therefore supervision is required at all times. Never reconfigure the Drama Center with children nearby.
- ▲ Dress-up Unit may tip when rolled sideways. Always push from an end. Never move with children nearby. Always disengage wheels after moving.
- ▲ The arches are intended for use on the Dress-up Unit only.

⚠ CAUTION

- ▲ For indoor use only. The Dress-Up Unit and Arches are not waterproof.

Products consist of the following, depending on what you ordered:

C705 Dress-up Unit

- Unit
- 3 Deep Clear Tote Pans
- 3 Shallow Clear Tote Pans

C707 Flowie, Fern

C709 Flowie, Toast

C711 Arches only

C700 Drama Center C705 Dress-up Unit C707 Flowie, Fern C709 Flowie, Toast C701 Arches and Flowie

To move the Dress-up Unit:

It is important to understand how to operate the mobility feature, which can be easily engaged, and disengaged using the following procedure:

1. With one person at each end of the unit, tip slightly forward or back, allowing the toe trim to pivot.
2. One person keeps the item tipped, while the other rotates the toe trim to the desired position by pulling or pushing on one of the hand holds at each end of the toe trim. (Fig. 1)
3. Tip the unit slightly to the other side and repeat the procedure with the other toe trim.

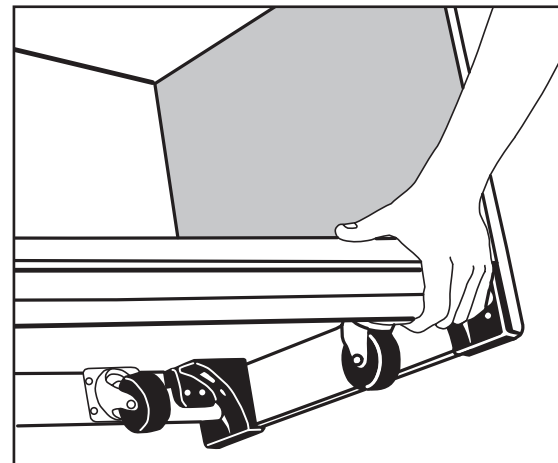


Figure 1

⚠ CAUTION

- ▲ Never change the position of the toe trim with less than two people.
- ▲ Always use the hand holds provided at each end of the toe trim. (Fig. 1)
- ▲ After disengaging the wheels, give item a small sideways push to settle the wheels into place. You will notice the item sitting down securely on its glides.

CUSTOMER SERVICE:

United States

PO Box 2

Ulster Park, NY 12487

Office hours: 9-5 EST

Phone (800) 777-4244

Fax (800) 336-5948

(845) 572-3468

www.CommunityPlaythings.com

Sales@CommunityPlaythings.com



C700 **Drama Center**
 C705 **Dress-up Unit**
 C707 **Flowie, Fern**
 C709 **Flowie, Toast**
 C701 **Arches and Flowie**

To attach the Arches:

1. Place short peg through holes in top shelf and bracket of Dress-up Unit. (Fig. 2)
2. Tap lightly on top to tighten.

If your shipment is incomplete, please contact Customer Service.

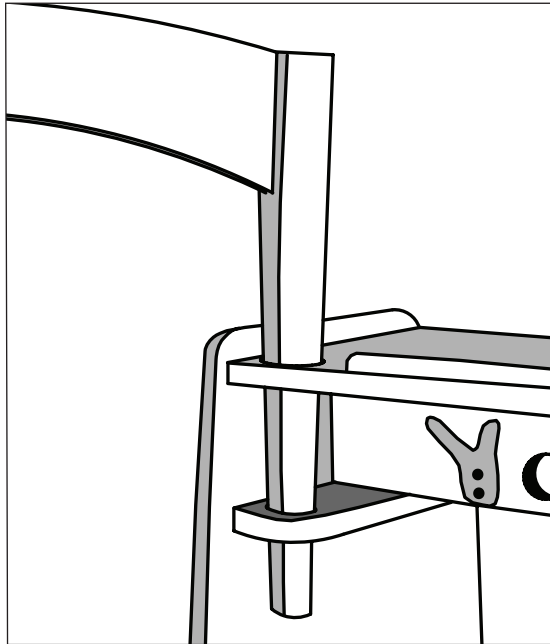


Figure 2

Maintenance

Periodically inspect for cracks, breaks, loose parts, missing parts, and/or malfunctions. Remove the product from service when any condition develops that might make operation unsafe.

Cleaning

The wooden parts of this product are not fully waterproof, and therefore should not be left outdoors. Wipe with a damp cloth. Do not use excessive water.

The Flowie is fully washable with a cold wash: 90° F (30° C)

Construction

The Dress-up Unit is constructed of solid maple with a clear finish.

The Arches are constructed of hardwood plywood and solid maple.

Totes are made up of polypropylene.

The Flowie is made of a strong, fire resistant micro-mesh. It complies with NFPA 701.

Packaging Recycling

All our packaging is recyclable in two simple categories:

Packaging Materials	Recycling Category
Cardboard boxes and pads, newsprint	corrugated cardboard
Plastic wrap, sheet foam, foam pads	Plastic #4 LDPE

Please help us preserve the earth for the children and recycle at an appropriate facility.


User Modifications

We are not responsible for modifications made by customers to our products, without our supervision, testing or evaluation.

Ordering Parts

To order replacement parts, contact Customer Service with a description of the part(s) needed and the ID Code from the product.

Use only replacement parts supplied by Community Playthings.



CUSTOMER SERVICE:

United States

PO Box 2
 Ulster Park, NY 12487
 Office hours: 9-5 EST
 Phone (800) 777-4244
 Fax (800) 336-5948
 (845) 572-3468

www.CommunityPlaythings.com
 Sales@CommunityPlaythings.com

